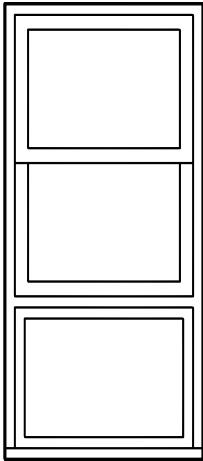
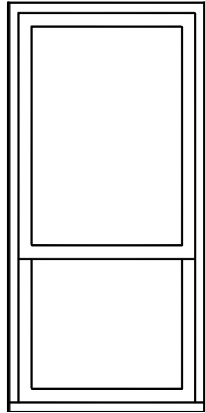


WINDOW REPLACEMENT STANDARDS

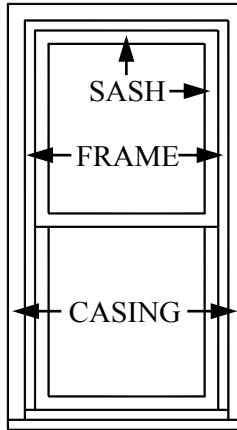
ORIGINAL WINDOW STYLES




Double-Hung
Fixed/Awning
Combination



Double-Hung
w/
extended top Sash



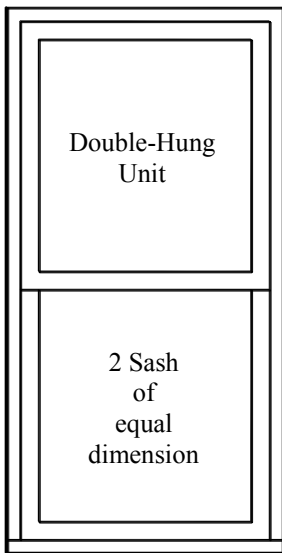
Double-Hung
w/
2 equal dimension Sash



Double Sliding
Unit

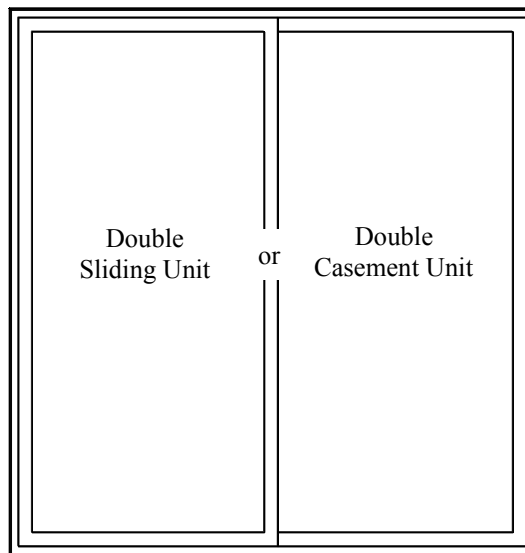
Refer to **S/2a**, for written specifications and guidelines. Replacement units must remain the same overall size as that of the original. Rough opening dimensions cannot not be altered. **Note: Egress (emergency exit) is an important safety consideration in the replacement of all windows and a requirement specific to the replacement of bedroom windows. All Window installations must meet Uniform Building Code requirements where applicable. Contact East Windsor Twp. Bldg. Dept. for Code guidelines.**

OPTIONAL REPLACEMENT WINDOW STYLES



Double-Hung
Unit

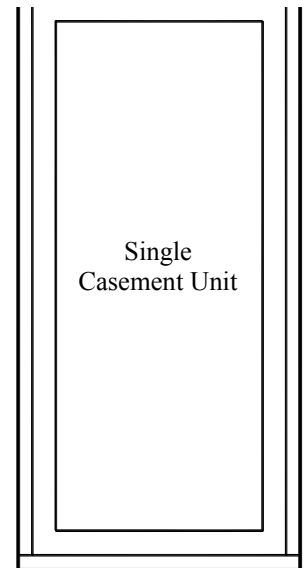
2 Sash
of
equal
dimension



Double
Sliding Unit

or

Double
Casement Unit



Single
Casement Unit

ARCHITECTURAL CONTROL STANDARDS

For
TWIN RIVERS COMMUNITY TRUST
92 Twin Rivers Drive West
East Windsor, NJ 08520

WINDOWS
(DETAIL)

S
2b