

**FRONT (ENTRY) DOOR STANDARD**  
***TOWNHOUSE & DETACHED UNITS***

**1) COLOR SELECTION:**

- A) Approved color only (See: **Siding Colors, S/4.**) White is permitted.
- B) Black is not permitted.
- C) Solid (uniform) color only. Two-tone or contrasting finish or detailing is not permitted.

**2) STYLE REQUIREMENTS:**

- A) Clear or translucent Glass Panels are required (\*For style requirements, please see *Styles*, below.)
- B) Approved Door replacement styles are shown below. *Flush Panel* (detail embossed into door surface) or *Raised Panel* (detail applied onto door surface) are permitted. Additional permitted styles (not shown below) are: *Plain* (Solid Leaf), *8 Panel* & *9 Panel*.
- C) Sidelites:
  - 1) Existing overall Sidelite dimensions must be reproduced for replacement. Clear or translucent glazing must be used. Alternative glazing materials offering more security than original installations; including Glass Block, Plexiglas and Security Glass, may be used (clear or translucent). 1/2 Panel Sidelites are permitted.
  - 2) Sidelite may be eliminated, provided adjacent framed Wall and Siding are extended flush to new Door frame, replacing original Sidelite opening area in a contiguous layout.

**3) SIZE REQUIREMENTS:**

Door dimensions (leaf) must remain 36” in width and 80” in height to comply with Uniform Building Code *Egress* (exit) requirements (36” X 78” clear opening). Rough opening dimensions (original construction) may not be increased. Contact East Windsor Twp. Building Dept., @ 443-4000 for Code requirements specific to Door installations.

**4) TRIM REQUIREMENTS:**

All exterior wood components must be covered with aluminum cladding/capping, which can not be seamed or pieced in the vertical or horizontal runs. The target coil stock color is “Royal Brown” for brown trim units and “Tuxedo Gray” for gray trim units.

**Note:** Indicate Door style from options on reverse side; and include (with manufacturer and color) on *Request for Exterior Work Form*. Approval is required from the Trust prior to installation.

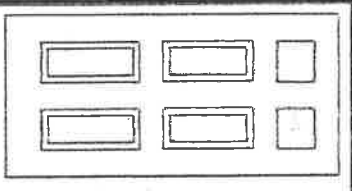
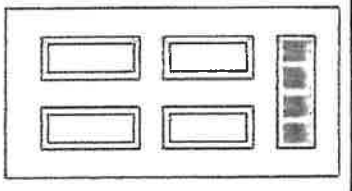
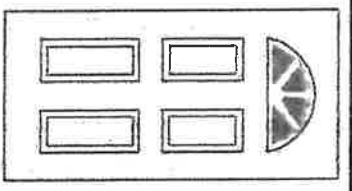
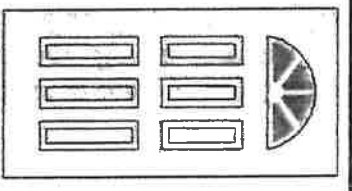

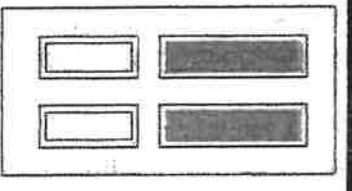

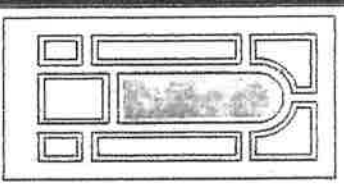
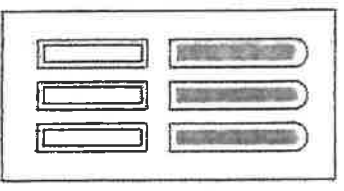
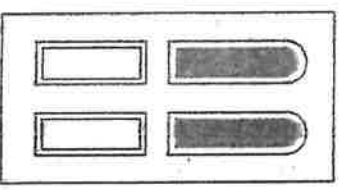
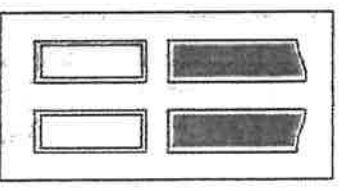
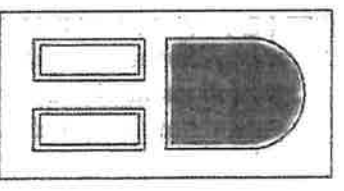
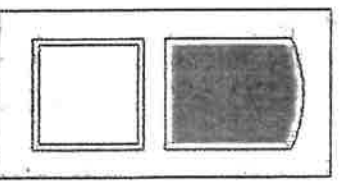

**ARCHITECTURAL CONTROL STANDARDS**

For  
TWIN RIVERS COMMUNITY TRUST  
92 Twin Rivers Drive West  
East Windsor, NJ

**DOORS**  
**FRONT ENTRY**

**S**  
**1a**

## Approved Door Styles

						
						
<p><b>NARROW 2/3 ARCH PANEL</b></p>	<p><b>TRIPLE 1/2 ARCH PANEL</b></p>	<p><b>DOUBLE 1/2 ARCH PANEL</b></p>	<p><b>DOUBLE 1/2 OEGE PANEL</b></p>	<p><b>1/2 ARCH PANEL</b></p>	<p><b>1/2 ARCH PANEL (WR)</b></p>	<p><b>1/2 ARCH PANEL (WR/O)</b></p>

**Note:** Indicate Door style from options above; and include (manufacturer and color) on Request for Exterior Work Form. Approval is required from the Trust prior to installation.